

## Primary Care Commissioning Committee

Date of meeting		27 August 2020	
Agenda item	<b>9</b>	<b>Paper No</b>	<b>PCCC20/054</b>

### Primary Care Prescribing – July 2020

<b>Key issues</b>	This paper summarises CCG and individual practice performance for total prescribing and for a number of key interventions contained within the QIPP plan and medicines optimisation incentive scheme (MOIS), including antimicrobial stewardship.
<b>Strategic objectives / perspectives</b>	This paper addresses the following CCG strategic objectives: <ul style="list-style-type: none"> <li>• Ensure safe and sustainable high quality services - improved medication review and deprescribing of problematic medicines and antimicrobial stewardship</li> <li>• Establish local delivery systems (the integrated pharmacy service is a high priority within the LDS)</li> <li>• Develop the CCG workforce (the development of a more clinical role for pharmacists is in line with the national direction of travel and supports the sustainability of primary care)</li> </ul>
<b>Actions requested / recommendation</b>	<b>The Primary Care Commissioning Committee is asked to note and comment on this report.</b>
<b>Principal risk(s) relating to this paper</b>	There are no risks in relation to this paper.
<b>Other committees / groups where evidence supporting this paper has been considered</b>	None
<b>Financial and resource implications / impact</b>	There are no financial implications arising from this paper.
<b>Legal implications / impact</b>	There are no legal implications arising from this paper.
<b>Privacy impact assessment required</b>	No.
<b>Public / stakeholder involvement – activity taken</b>	Not applicable.

<b>or planned</b>	
<b>Equality and diversity – implications / impact</b>	Not applicable.
<b>Report author</b>	Dr Emma Harris, Clinical Director – Prescribing Neil Hardy, Associate Director Medicines Optimisation
<b>Sponsoring director</b>	Ellen McNicholas, Director of Quality and Board Nurse / Caldicott Guardian
<b>Date of paper</b>	27 August 2020

## Primary Care Prescribing – Report to Primary Care Commissioning Committee – August 2020

### 1. Introduction

This paper summarises CCG and individual practice performance for total prescribing and for a number of key interventions contained within the QIPP plan and medicines optimisation incentive scheme / work plan, including antimicrobial stewardship.

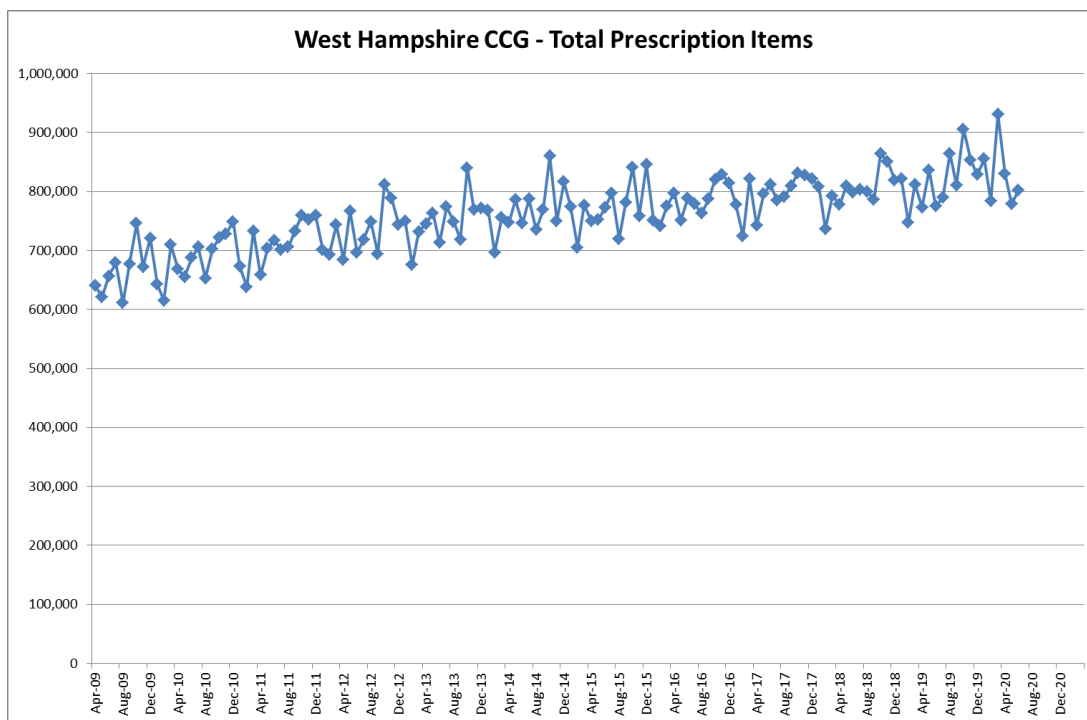
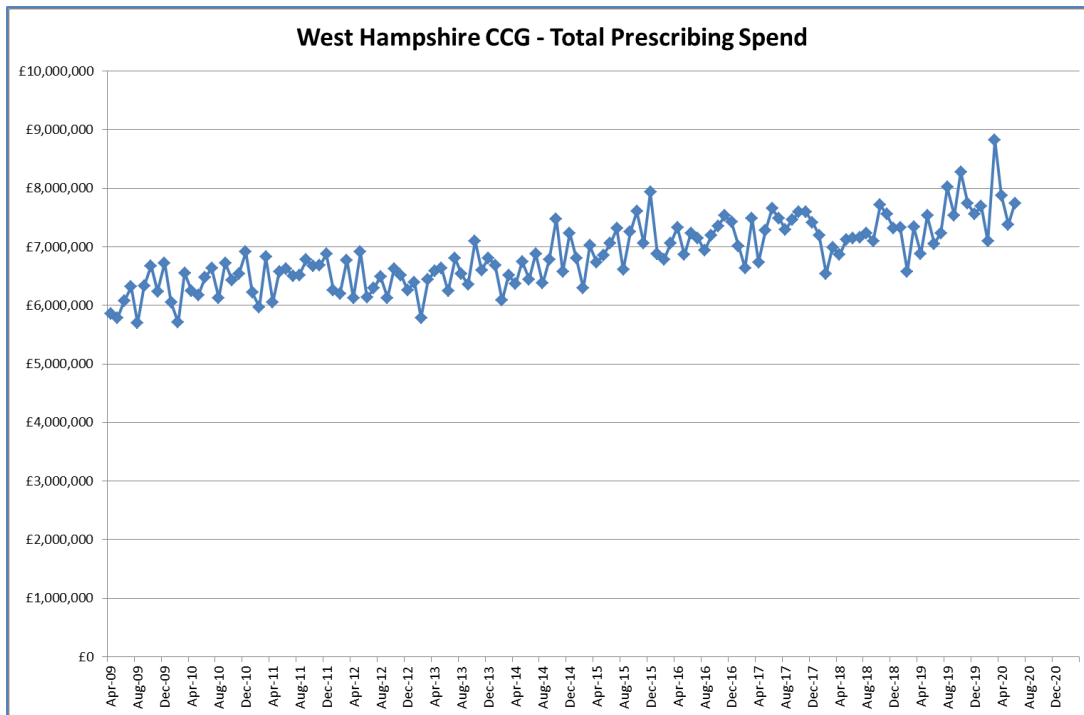
Prescribing data are available from the NHS BSA for June 2020 data.

### 2. CCG and Practice Performance

The following table shows the change in prescribing spend and prescription items for 2020/21 compared to 2019/20:

	WHCCG	England
Spend 2019/20	£91.44M	£8,411M
Forecast Spend 2020/21 (using NHS BSA formula)	£92,87M	£8,594M
Difference £ (%)	£1.43M (1.6%)	£183M (2.2%)
Items July 18 – June 19	9,690,563	1,096M
Items July 19 – June 20	10,033,298	1,116M
Change in Items	+342,735 (+3.5%)	+23.6M (+1.9%)

The following graphs show the spend and prescription items for primary care prescribing for the CCG. There was a significant increase in items and costs in March 2020 due, in part, to patients ordering additional quantities of their repeat medicines because of concerns around possible medicines shortages.



In addition to the increased spend due to the increase in prescription items dispensed (particularly in March 2020); there were also increases in the reimbursement prices of a number of frequently prescribed generic medicines. When there are shortages of a generic medicine the DHSC is able to introduce a temporary 'price concession' which reimburses the dispenser at a higher price that reflects the additional costs incurred (shortages inevitably lead to increased wholesaler prices).

It is important to note that the DHSC increased the prices of a number of Category M generic medicines in June 2020 by £15 million per month – equivalent to a cost pressure for West Hampshire of approximately £150,000 per month. This would be expected to reduce the need for price concessions.

The following table shows the forecast spend and increase for 2020/21 vs. 2019/20 for the HIOW CCGs:

Commissioner / Provider	2019/20 Actual Cost	2020/21 Forecast Actual Cost	Percentage Increase
FAREHAM AND GOSPORT CCG	32,958,049	32,612,428	-1.05
ISLE OF WIGHT CCG	24,090,733	25,373,210	5.32
NORTH HAMPSHIRE CCG	31,960,863	32,570,243	1.91
PORTSMOUTH CCG	31,469,937	31,513,047	0.14
SOUTH EASTERN HAMPSHIRE CCG	36,165,211	36,702,320	1.49
SOUTHAMPTON CCG	37,821,503	38,764,600	2.49
WEST HAMPSHIRE CCG	91,438,189	92,869,983	1.57
TOTAL	285,904,484	290,405,830	1.57

A summary of individual practice performance is shown in Appendix One. This report is sent to GP practice prescribing leads each month and discussed at the Locality Medicines Optimisation Group meetings.

### 3. Medicines Optimisation Incentive Scheme (MOIS) and Work Plan

During the COVID-19 period the medicines optimisation team focused on the following:

- Primary care prescribing work included dealing with medicines shortages, supporting greater use of EPS/eRD, supporting switches from warfarin to a DOAC, promulgating guidance via a HIOW wide bulletin.
- A significant piece of work was to ensure the timely availability of medicines required as part of end of life care. This involved working with palliative care specialists, hospices, GPs and community pharmacists.

- Working with the LPC Chief Officer to support community pharmacy issues including workload, queuing, use of volunteers and the implementation of a national delivery service for shielded patients.
- Implementation of the medicines optimisation requirements within the national care homes support guidance. This includes supporting enquiries from care homes, structured medication review including those residents newly admitted or discharged from hospital and dealing with stock shortages.

The team is now supporting practices as part of the recovery phase including the delivery of the medicines-related requirements within the QOF and the PCN DES. This team is working as a virtual team alongside PCN clinical pharmacists and technicians.

### **3.1 Cost orientated interventions**

Although cost-orientated interventions were put on hold over the pandemic period the team continues to monitor the spend on the national list of '*items less suitable for prescribing in primary care*' at CCG and individual practice level.

The Medicines Optimisation Dashboard also includes data on *over the counter medicines* (at CCG and practice level) and data at CCG level for therapeutic areas (using BNF Chapter level data).

The dashboard also contains the data for the Isle of Wight, North Hampshire and Southampton City CCGs and there is agreement to extend the dashboard to include all HIOW CCGs.

The following screenshot shows the change in spend for the total *items less suitable for prescribing in primary care*. Note data to May 2020 are available.



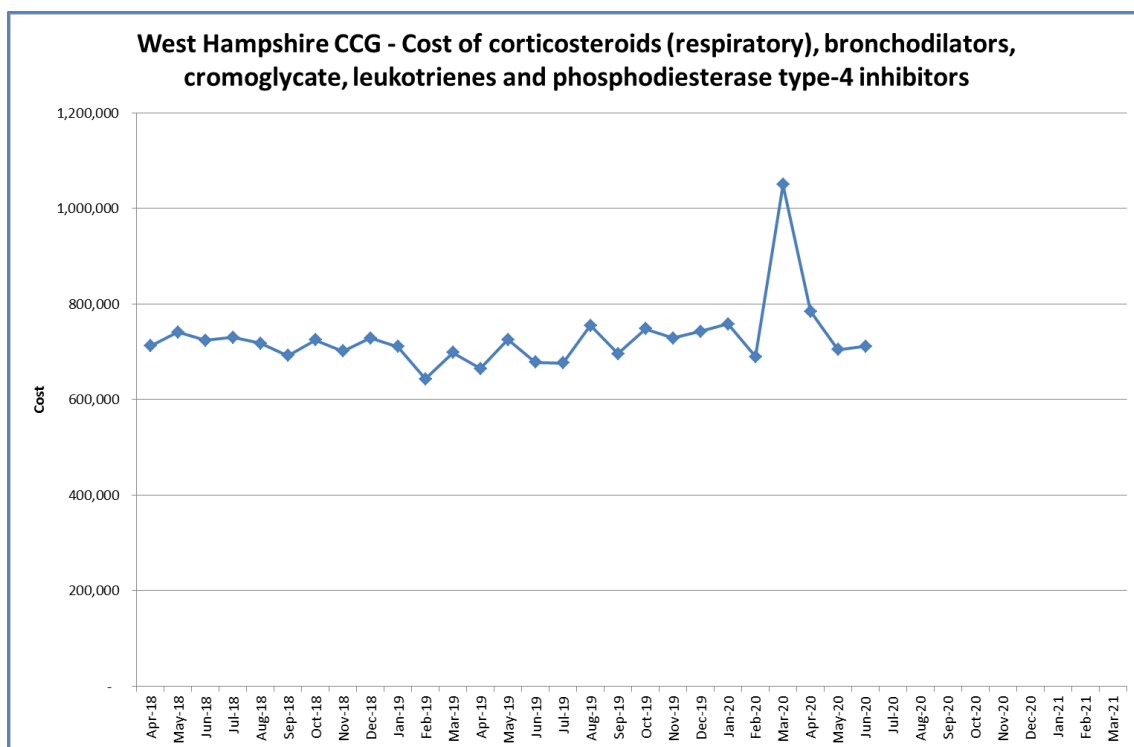
The dashboard also allows analysis of prescribing by BNF Chapter (note data available to May 2020):

Medicines Optimisation QIPP Reporting - BNF Chapters - Yearly Comparison		CCG		Data Source: ePACT2					
Comparison of Rolling 12 Month Periods		ISLE OF WIGHT CCG		NORTH HAMPSHIRE...		SOUTHAMPTON CCG		WEST HAMPSHIRE C...	
As at May 2020 (M2)		Items				Cost			
BNF Chapter	Jun-18 to May-19	Jun-19 to May-20	Change	% Change	Jun-18 to May-19	Jun-19 to May-20	Change	% Change	
Anaesthesia (15)	19,917	16,711	-3,206	-16.1%	£269,638	£182,157	£-87,482	-32.4%	
Appliances (21)	312,948	327,534	14,586	4.7%	£4,175,376	£4,901,931	£726,555	17.4%	
Cardiovascular System (02)	2,746,612	2,833,233	86,621	3.2%	£13,660,175	£15,399,894	£1,739,719	12.7%	
Central Nervous System (04)	1,766,516	1,830,801	64,285	3.6%	£13,013,472	£13,894,081	£880,608	6.8%	
Dressings (20)	92,762	85,501	-7,261	-7.8%	£1,536,427	£1,403,112	£-133,315	-8.7%	
Ear, Nose and Oropharynx (12)	114,460	114,215	-245	-0.2%	£721,308	£801,477	£80,169	11.1%	
Endocrine System (06)	912,204	950,757	38,553	4.2%	£13,509,797	£14,439,420	£929,623	6.9%	
Eye (11)	208,108	207,591	-517	-0.2%	£2,099,314	£2,070,671	£-28,643	-1.4%	
Gastro-Intestinal System (01)	892,781	932,847	40,066	4.5%	£4,395,268	£5,000,248	£604,980	13.8%	
Immunological Products and Vaccines (14)	155,685	155,053	-632	-0.4%	£1,459,105	£1,468,397	£9,292	0.6%	
Incontinence Appliances (22)	29,824	30,395	571	1.9%	£711,953	£724,857	£12,903	1.8%	
Infections (05)	332,030	325,384	-6,646	-2.0%	£1,749,600	£1,957,280	£207,680	11.9%	
Malignant Disease and Immunosuppression (08)	52,921	54,457	1,536	2.9%	£1,900,514	£1,952,128	£51,615	2.7%	
Musculoskeletal and Joint Diseases (10)	282,029	279,526	-2,503	-0.9%	£2,200,458	£2,260,476	£60,018	2.7%	
Nutrition and Blood (09)	495,857	520,288	24,431	4.9%	£6,150,044	£6,284,761	£134,716	2.2%	
Obstetrics, Gynaecology and Urinary-Tract Disorder	327,917	336,087	8,170	2.5%	£4,025,742	£3,470,198	£-555,544	-13.8%	
Other Drugs and Preparations (19)	12,797	12,525	-272	-2.1%	£330,573	£324,242	£-6,331	-1.9%	
Preparations used in Diagnosis (18)	2	9	7	350.0%	£325	£3,334	£3,009	926.6%	
Respiratory System (03)	600,239	642,092	41,853	7.0%	£9,493,802	£10,069,788	£575,986	6.1%	
Skin (13)	280,253	268,062	-12,191	-4.3%	£2,494,300	£2,490,161	£-4,139	-0.2%	
Stoma Appliances (23)	78,395	83,859	5,464	7.0%	£2,980,331	£3,179,059	£198,728	6.7%	
<b>Total</b>	<b>9,714,257</b>	<b>10,006,927</b>	<b>292,670</b>	<b>3.0%</b>	<b>£86,877,522</b>	<b>£92,277,672</b>	<b>£5,400,150</b>	<b>6.2%</b>	

- The increased spend in cardiovascular system is largely due to the continued increase in the use of the direct acting oral anticoagulants (DOACs) for the prevention of stroke in people with atrial fibrillation. As part of the response to COVID-19 the medicines optimisation team supported practices to switch

suitable patients from warfarin to a DOAC so as to avoid the need for INR testing. Spend on DOACs in 2019/20 was £7.8m; an increase of £1.2M on the 2018/19 spend.

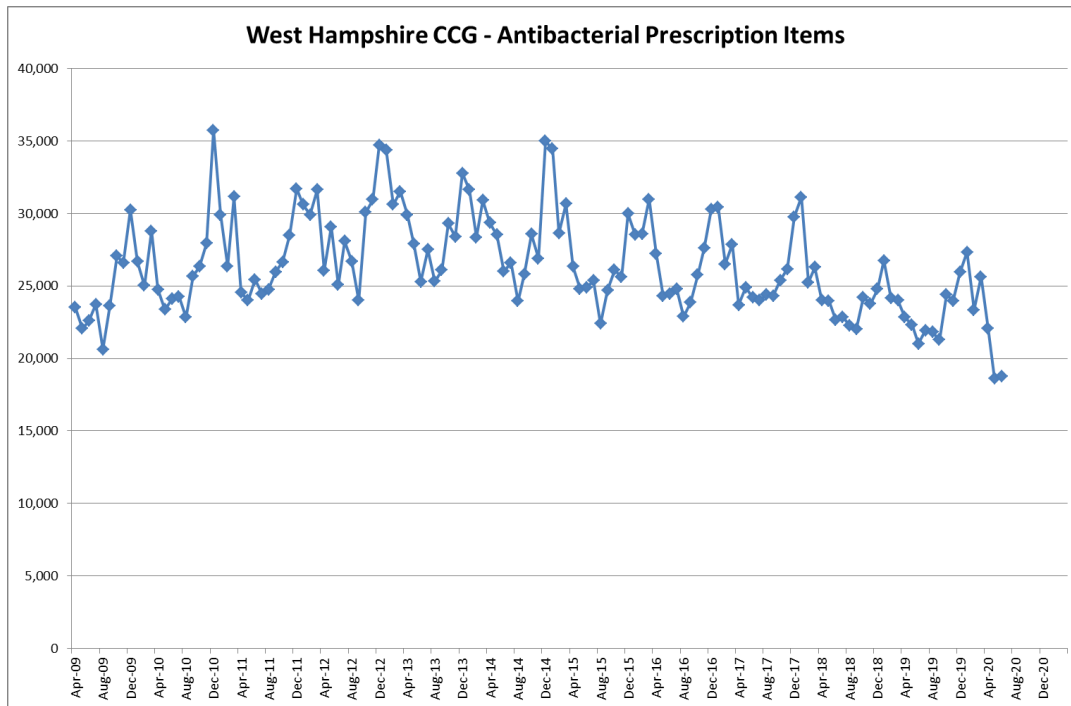
- The increase in endocrine is largely driven by increased prescribing of medicines for the treatment of diabetes.
- The increase in gastro-intestinal is a combination of increased items and also an increase in the unit cost of a number of the generic medicines used in this therapeutic area. The availability of ranitidine has been affected by a number of product withdrawals which has meant that patients have needed to be switched to alternative products.
- Appliances – this section includes the relatively new blood glucose testing device Freestyle Libre. As of June 2020 there were 800 patients being prescribed Freestyle Libre in West Hampshire
- Respiratory – there was a significant increase in the number of items (and therefore the cost) of respiratory inhalers in March 2020. This was due to patients who suffer from respiratory diseases (or who had previously suffered) requesting a prescription because of concerns around COVID-19. Note June 2020 data is included.



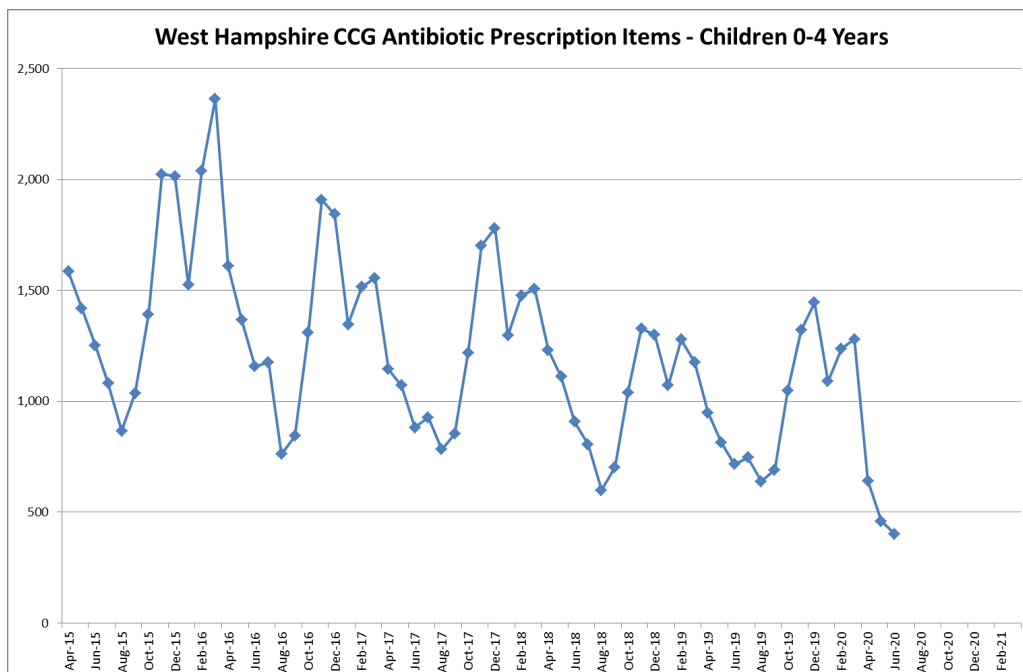


### 3.2 Antimicrobial stewardship

The following graph shows the monthly prescription items for antibiotics. There were 3,596 fewer antibiotic items dispensed in 2019/20 compared to the previous year. The rate of prescribing antibiotic items (per weighted patient) in 2019/20 was 11% lower in West Hampshire compared to the England mean.



The following graph show the CCG trend for antibiotic prescription items for children aged 0-4 years. This age group was a focus for the educational input and practice action plans last year to reduce unnecessary antibiotic prescribing.



#### 4. Medicines Safety and Controlled Drugs

The Hampshire Medicines Safety Group is a sub-group of the Basingstoke, Southampton and Winchester District Prescribing Committee (which is administered by the CCG).

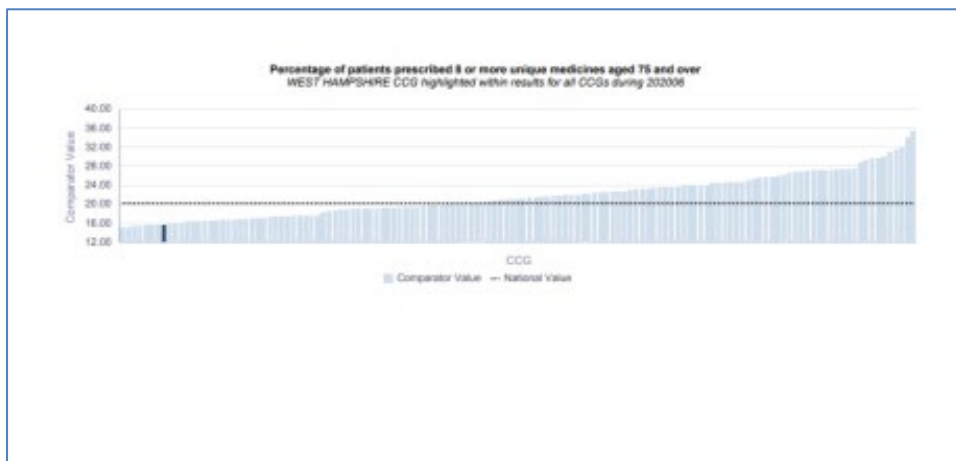
Work is underway to increase awareness (amongst patients, carers and clinicians) about the risk of severe and fatal burns with emollients:

<https://www.gov.uk/drug-safety-update/emollients-new-information-about-risk-of-severe-and-fatal-burns-with-paraffin-containing-and-paraffin-free-emollients>

#### 5. Polypharmacy and Deprescribing

One of the key roles of the medicines optimisation team is to support GPs to undertake medication reviews of patients on problematic medicines. As part of the COVID-19 support to care homes there is a requirement to provide clinical pharmacy support to PCNs and practices to undertake structured medication review. The CCG medicines optimisation team is working with PCNs and their clinical pharmacists to deliver this requirement as a single virtual team.

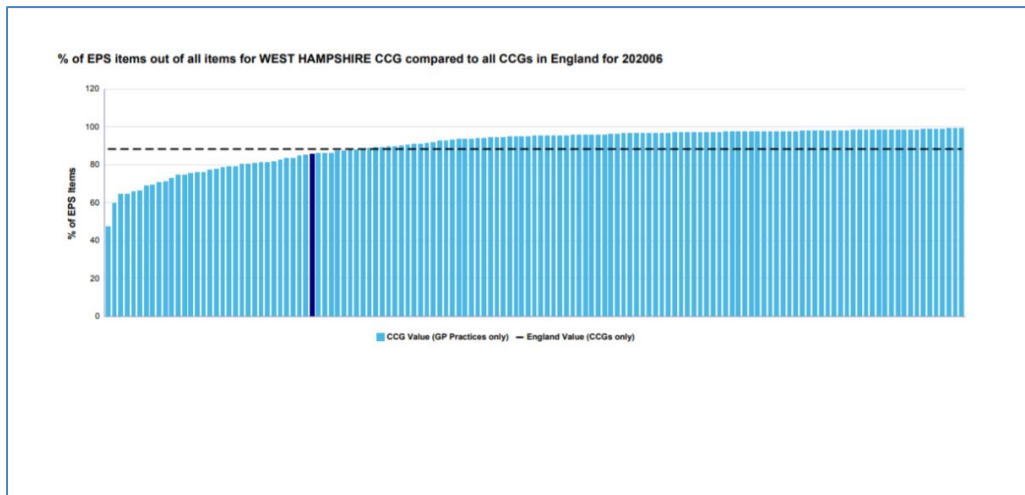
The West Hampshire position regarding the percentage of older people on multiple medicines is encouraging. For example the following graph (taken from the NHSBSA Polypharmacy Comparators) shows the percentage of patients aged 75 and over prescribed 8 or more unique medicines and compares West Hampshire CCG with all other CCGs.



## 6. Digital Initiatives

The transfer of all suitable patients to EPS (Electronic Prescribing Service) was an early priority as part of the response to COVID-19 so as to avoid paper prescriptions and the need for patients to attend the surgery to collect prescriptions.

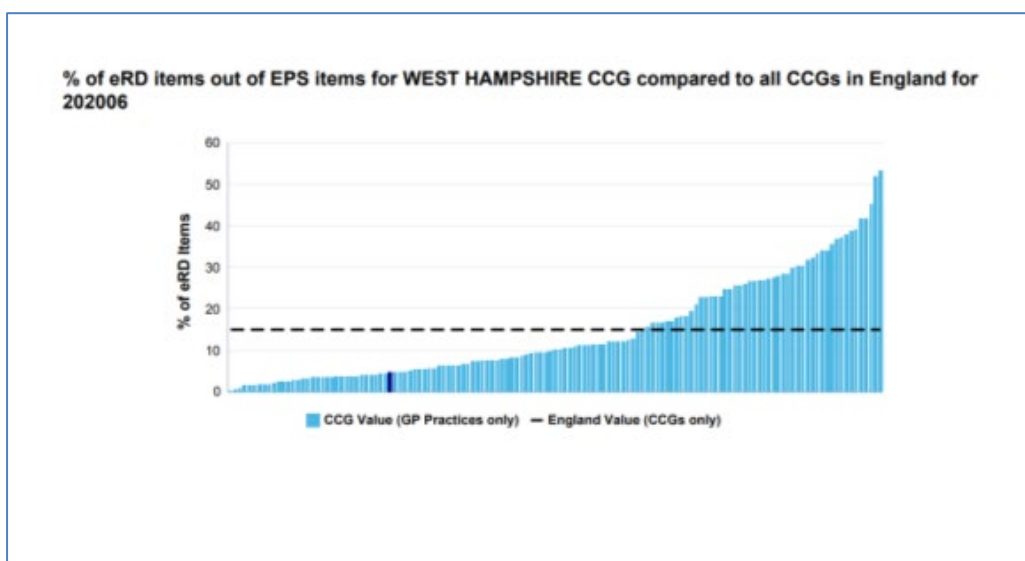
### Percentage of EPS items out of all items for WEST HAMPSHIRE CCG compared to all CCGs in England for June 2020



It is important to note that EPS is not currently available for use by dispensing practices for those patients that they dispense to.

The implementation of electronic Repeat Dispensing (eRD) is another priority as part of COVID-19 so as to reduce the need for repeat prescription requests. The medicines optimisation team is supporting practices to implement this in suitable patients (i.e. those on a stable medication regimen).

### Percentage of eRD items out of EPS items for WEST HAMPSHIRE CCG compared to all CCGs in England for June 2020



## **7. Conclusions**

The COVID-19 pandemic meant that the priorities of the medicines optimisation team necessarily shifted to support GPs, pharmacists and patients during this time. This work was coordinated and agreed across HIOW.

The CCG medicines optimisation team is working with PCNs and their clinical pharmacists and technicians to deliver the requirements of the QOF and PCN DES (for example structured medication review to care home residents) as a single virtual team.

## **8. Actions Requested**

The CCG Primary Care Committee is asked to note and comment on this report.

**Dr Emma Harris, Clinical Director – Prescribing**

**Neil Hardy, Associate Director, Medicines Optimisation**

**August 2020**

# APPENDIX ONE

Practice	PCN	Location	2019/20 Spend (£)	Forecast 2020/21 Spend (£)	Forecast Increase over 2019/20 Spend (£)	Forecast Increase over 2019/20 Spend (%)	Change in ASTRO PUs (%)	Change in Patients (%)	Forecast 2020/21 Spend per ASTRO PU (%)	Forecast 2020/21 Spend per Weighted Pop (using Prescribing Need Index) (%)	Change in Items (percent)	% of EPS Items out of all Items	% of eRD Items out of EPS Items
Note			1	4	5	6	11	14	16	19	22	23	24
ADELAIDE MEDICAL CENTRE	Andover	Andover	£1,434,804	£1,443,905	£9,100	0.6	0.2	0.6	104	95	3.6	95.5	1.3
CHARLTON HILL SURGERY	Andover	Andover	£2,013,535	£2,030,796	£17,262	0.9	1.2	1.8	104	100	1.3	81.4	0.5
SHEPHERDS SPRING MEDICAL CENTRE	Andover	Andover	£1,737,732	£1,735,718	-\$2,013	-0.1	5.0	3.7	116	104	6.1	97.8	0.0
ST MARY'S SURGERY	Andover	Andover	£1,795,917	£1,875,389	£79,472	4.4	1.0	0.5	102	94	2.8	97.7	0.0
THE ANDOVER HEALTH CENTRE MEDICAL PRACT	Andover	Andover	£2,252,693	£2,201,009	-\$51,684	-2.3	0.6	1.1	101	98	-1.2	97.9	0.0
CORNERWAYS MEDICAL CENTRE	Avon Valley	WNF	£2,020,580	£2,260,969	£240,389	11.9	0.9	0.1	100	100	-0.7	70.2	1.8
FORDINGBRIDGE SURGERY	Avon Valley	WNF	£2,200,462	£2,299,738	£99,276	4.5	1.3	-0.1	99	100	-0.7	63.9	14.8
RINGWOOD MEDICAL CENTRE	Avon Valley	WNF	£2,053,291	£2,161,700	£108,409	5.3	0.1	0.1	105	99	1.5	99.7	0.0
TWIN OAKS MEDICAL CENTRE	Avon Valley	WNF	£805,490	£902,492	£97,001	12.0	3.5	1.8	103	106	2.9	71.1	0.0
PARK SURGERY	Chandlers Ford	EN&TVS	£2,326,978	£2,222,003	-\$104,975	-4.5	1.2	-0.5	83	93	1.3	97.7	0.7
THE FREYRN SURGERY	Chandlers Ford	EN&TVS	£2,059,027	£2,013,067	-\$45,961	-2.2	1.1	0.8	94	90	-4.1	98.9	0.1
COASTAL	Coastal Med Group	WNF	£7,061,841	£7,182,147	£120,306	1.7	-0.1	-0.2	106	106	2.2	95.7	4.1
ARCHERS PRACTICE	Eastleigh	EN&TVS	£902,636	£884,383	-\$18,253	-2.0	-1.0	-1.7	95	89	0.0	97.5	0.0
BOYATT WOOD SURGERY	Eastleigh	EN&TVS	£947,311	£931,947	-\$15,364	-1.6	4.2	4.0	94	89	5.2	95.9	0.0
PARKSIDE PRACTICE	Eastleigh	EN&TVS	£1,436,791	£1,454,036	£17,244	1.2	0.1	0.0	122	114	4.3	98.0	0.0
ST ANDREW'S SURGERY	Eastleigh	EN&TVS	£1,431,771	£1,532,501	£100,730	7.0	2.6	3.1	113	102	9.0	98.5	0.0
BLACKTHORN HEALTH CENTRE	ESP	ESP	£2,251,239	£2,235,806	-\$15,433	-0.7	1.9	1.3	111	105	6.2	98.5	38.2
BURLESDON SURGERY	ESP	ESP	£578,888	£553,197	-\$25,691	-4.6	3.4	4.9	96	87	-0.1	99.2	27.8
HEDGE END MEDICAL CENTRE	ESP	ESP	£2,468,250	£2,475,516	£7,266	0.3	7.0	8.6	97	94	10.1	98.9	7.9
ST LUJES SURGERY	ESP	ESP	£1,435,811	£1,300,730	-\$135,081	-9.4	-2.8	-3.0	89	91	-6.9	98.3	4.7
WEST END SURGERY	ESP	ESP	£1,473,201	£1,434,432	-\$38,769	-2.6	2.5	2.1	104	105	5.5	94.1	0.0
CHAWTON HOUSE SURGERY	New Forest	WNF	£1,273,221	£1,364,876	£91,655	7.2	0.8	-0.4	103	97	3.2	99.5	0.6
LYNDHURST SURGERY	New Forest	WNF	£942,638	£966,521	£23,884	2.5	1.6	0.6	94	91	-7.2	97.9	3.7
NEW FOREST MEDICAL GROUP	New Forest	WNF	£1,975,420	£1,913,713	-\$61,707	-3.1	2.2	0.8	105	103	8.6	94.5	6.0
WISTARIA & MILFORD SURGERIES	New Forest	WNF	£3,263,086	£3,330,685	£67,599	2.1	0.9	0.0	103	100	-1.0	97.7	16.3
ABBEYWELL SURGERY	Romsey	EN&TVS	£3,096,178	£3,236,942	£140,763	4.5	0.4	-0.3	101	102	-0.6	82.5	0.0
ALMA ROAD SURGERY	Romsey	EN&TVS	£2,296,765	£2,522,669	£225,904	9.8	2.2	2.4	101	101	22.4	77.8	0.1
NORTH BADDESLEY SURGERY	Romsey	EN&TVS	£1,559,677	£1,634,707	£75,030	4.8	1.5	1.2	108	110	3.1	97.9	3.2
NEW HORIZONS MEDICAL PARTNERSHIP	Totton	T&W	£4,215,046	£4,035,864	-\$179,181	-4.3	-0.3	-0.9	103	102	0.2	98.3	0.1
TESTVALE SURGERY	Totton	T&W	£2,440,710	£2,627,020	£186,310	7.6	0.7	0.2	126	120	4.6	96.6	0.3
FORESTSIDE MEDICAL PRACTICE	Waterside	T&W	£1,975,420	£1,913,713	-\$61,707	-3.1	2.2	0.8	105	103	8.6	94.5	6.0
RED AND GREEN PRACTICE	Waterside	T&W	£4,089,564	£4,214,720	£125,156	3.1	0.4	-0.8	106	101	1.8	98.1	8.8
WATERFRONT AND SOLENT SURGERY	Waterside	T&W	£1,302,447	£1,316,927	£14,479	1.1	0.6	-1.1	98	96	3.7	98.5	0.2
ALRESFORD SURGERY	Win Rural N4E	Winchester	£1,522,241	£1,463,357	-\$58,884	-3.9	2.3	0.7	85	88	2.6	56.7	5.2
GRATTON SURGERY	Win Rural N4E	Winchester	£984,126	£1,011,585	£27,459	2.8	1.3	0.9	92	97	3.8	8.5	0.0
STOCKBRIDGE SURGERY	Win Rural N4E	Winchester	£1,429,741	£1,478,498	£48,757	3.4	0.4	-0.3	93	93	3.7	18.7	0.2
THE WATERCRESS MEDICAL GROUP	Win Rural N4E	Winchester	£1,136,256	£1,191,138	£54,882	4.8	1.2	-0.3	95	107	2.5	98.0	1.3
TWO RIVERS PARTNERSHIP	Win Rural N4E	Winchester	£1,193,020	£1,174,135	-\$18,885	-1.6	1.9	2.8	83	82	6.5	67.6	0.5
WEST MEON SURGERY	Win Rural N4E	Winchester	£345,273	£322,336	-\$22,937	-6.6	0.9	0.6	68	70	4.5	3.3	0.0
BISHOPS WALTHAM SURGERY	Win Rural South	Winchester	£2,048,932	£2,028,044	-\$20,888	-1.0	1.8	0.5	92	98	6.5	55.5	0.0
STOKEWOOD SURGERY	Win Rural South	Winchester	£2,876,541	£2,987,245	£110,704	3.8	2.3	2.3	106	113	4.6	84.3	1.1
TWYFORD SURGERY	Win Rural South	Winchester	£1,349,692	£1,367,939	£18,248	1.4	1.4	0.9	87	93	2.4	58.9	0.5
WICKHAM SURGERY	Win Rural South	Winchester	£2,275,336	£2,282,774	£7,438	0.3	1.8	2.1	106	102	4.9	31.3	0.0
FRIARSGATE PRACTICE	Winch City	Winchester	£3,058,582	£3,236,136	£177,553	5.8	1.0	-0.5	92	95	0.7	98.8	0.5
ST CLEMENTS PARTNERSHIP	Winch City	Winchester	£2,482,940	£2,635,725	£152,786	6.2	-1.1	-0.3	103	95	2.2	94.9	0.1
ST PAUL'S SURGERY	Winch City	Winchester	£2,015,350	£2,085,560	£70,210	3.5	4.0	4.1	84	80	0.0	4.7	0.0
ADULT ADHD SERVICE	CCG		£12,258	£19,557	£7,299	59.5					0.0	0.0	0.0
ESP HUB OOH	CCG		£23,342	£19,579	-\$3,763	-16.1					111.7	0.0	0.0
H-DOCS ON CALL OOH	CCG		£40,513	£75,226	£34,713	85.7					-38.2	0.0	0.0
MHH GP ACCESS HUBS OOH	CCG		£11,412	£6,488	-\$4,924	-43.1					-48.0	0.0	0.0
NEW HALL HOSPITAL	CCG		£3,151	£658	-\$2,493	-79.1					3.4	0.0	0.0
NMP SOUTHERN HEALTH (WEST HANTS)	CCG		£61,281	£62,041	£760	1.2					-6.6	0.0	0.0
OAKHAVEN HOSPICE TRUST	CCG		£3,357	£731	-\$2,626	-78.2					57.1	0.0	0.0
PHL LYMINGTON EUPCS/UTC OOH	CCG		£26,699	£15,869	-\$10,831	-40.6					0.0	0.0	0.0
PHL WINCHESTER EUPCS OOH	CCG		£7,528	£6,492	-\$1,035	-13.8					0.0	0.0	0.0
ROMSEY HUB EUPCS OOH	CCG		£18,654	£6,330	-\$12,325	-66.1					0.0	0.0	0.0
SOUTHERN REHABILITATION TEAM	CCG		£237	£9	-\$228	-96.2					-47.9	0.0	0.0
TEENAGE DROP-IN CENTRE	CCG		£6,818	£1,666	-\$5,151	-75.6					-14.3	0.0	0.0
TOTTEN EUPCS	CCG		£499	£553	£53	10.7					0.0	0.0	0.0
UNIDENTIFIED DOCTORS	CCG		£12,530	£7,177	-\$5,354	-42.7					0.0	0.0	0.0
W HANTS SW COMM DERM SERVICE	CCG		£68,160	£39,971	-\$28,190	-41.4					-26.1	0.0	0.0
WEST HANTS COMMUNITY DIABETES SERVICE	CCG		£8,181	£73	-\$8,108	-99.1					-33.1	0.0	0.0
<b>TOTAL</b>			<b>£91,434,402</b>	<b>£93,038,257</b>	<b>£1,603,855</b>	<b>1.8</b>	<b>1.2</b>	<b>0.9</b>	<b>100</b>	<b>100</b>	<b>3.0</b>	<b>84.1</b>	<b>4.3</b>

Note data to May 2020